

Control Test Section

Date	Days	Type	Location	Friction Reading							MPD	
				0+50	20	Ave	40	Ave	60	Ave		80
10/25/01	0	Pre	0+50	0.724		0.662		0.634		0.590		
10/26/01	1	24hr		0.731		0.692		0.629		0.621		
12/7/01	42	30Day		0.784		0.722		0.665		0.613		
		3-6Mo		0.642		0.616		0.607		0.601		
10/24/02		1yr		0.720		0.673		0.636		0.646		
		2yr										
		3yr										
				1+00								
10/25/01	0	Pre		1+00	0.753		0.702		0.667		0.650	
10/26/01	1	24hr			0.732		0.663		0.658		0.597	
12/7/01	42	30Day			0.777		0.712		0.657		0.613	
		3-6Mo			0.645		0.645		0.618		0.606	
10/24/02		1yr	0.677			0.672		0.606		0.639		
		2yr										
		3yr										
			1+50									
10/25/01	0	Pre	1+50		0.726	0.734	0.679	0.681	0.656	0.652	0.612	0.617
10/26/01	1	24hr			0.738	0.734	0.704	0.686	0.679	0.655	0.649	0.622
12/7/01	42	30Day			0.751	0.771	0.721	0.718	0.664	0.662	0.593	0.606
		3-6Mo			0.675	0.654	0.644	0.635	0.647	0.624	0.607	0.605
10/24/02		1yr		0.685	0.694	0.666	0.670	0.647	0.630	0.640	0.642	
		2yr			0.000		0.000		0.000		0.000	
		3yr			0.000		0.000		0.000		0.000	

Reclamite Test Section

Date	Days	Type	Location	Friction Reading							MPD	
				0+50	20	Ave	40	Ave	60	Ave		80
10/25/01	0	Pre	0+50	0.728		0.671		0.641		0.568		
10/26/01	1	24hr		0.719		0.668		0.623		0.606		
12/7/01	42	30Day		0.720		0.673		0.630		0.571		
		3-6Mo		0.666		0.637		0.625		0.594		
10/24/02		1yr		0.648		0.607		0.575		0.609		
		2yr										
		3yr										
				1+00								
10/25/01	0	Pre		1+00	0.723		0.675		0.635		0.605	
10/26/01	1	24hr			0.722		0.663		0.622		0.616	
12/7/01	42	30Day			0.743		0.690		0.635		0.581	
		3-6Mo			0.663		0.638		0.610		0.602	
10/24/02		1yr	0.683			0.650		0.608		0.626		
		2yr										
		3yr										
			1+50									
10/25/01	0	Pre	1+50		0.714	0.726	0.679	0.673	0.625	0.638	0.615	0.596
10/26/01	1	24hr			0.717	0.719	0.660	0.664	0.618	0.621	0.619	0.614
12/7/01	42	30Day			0.731	0.731	0.687	0.683	0.602	0.622	0.575	0.576
		3-6Mo			0.662	0.664	0.636	0.637	0.599	0.611	0.571	0.589
10/24/02		1yr		0.694	0.675	0.653	0.637	0.642	0.608	0.630	0.622	
		2yr			0.000		0.000		0.000		0.000	
		3yr			0.000		0.000		0.000		0.000	

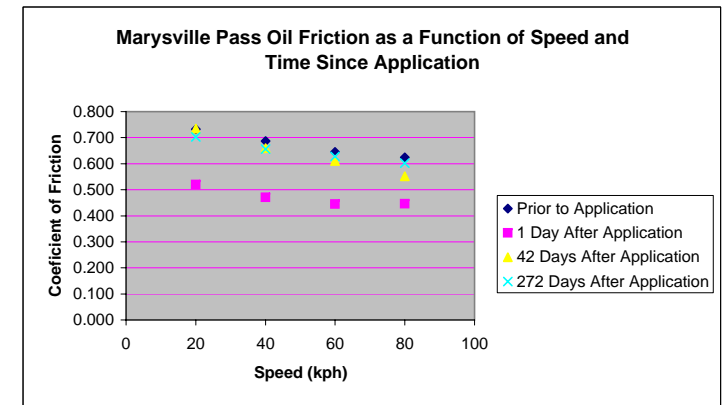
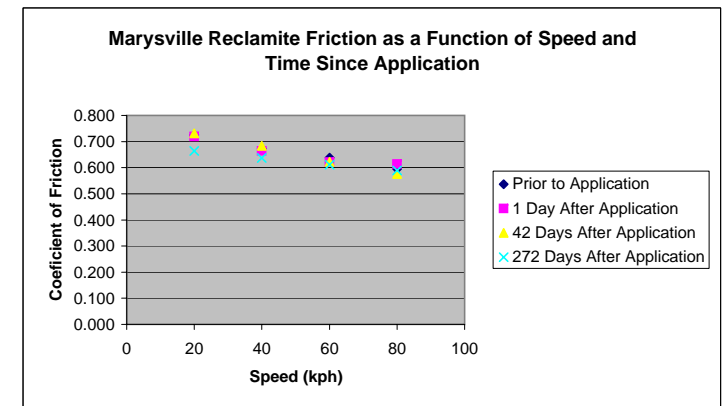
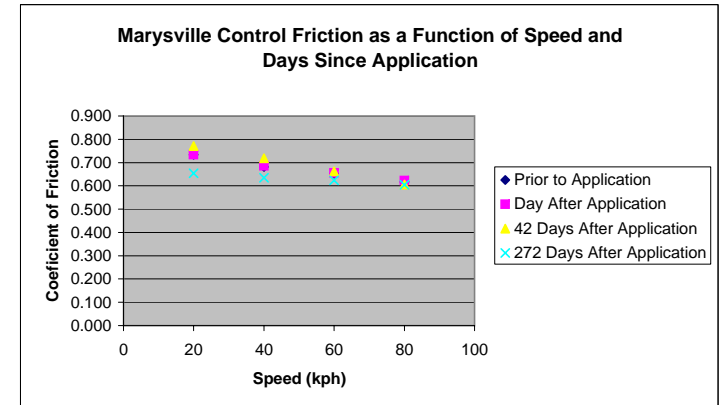
CQS Test Section

Date	Days	Type	Location	Friction Reading							MPD		
				0+50	20	Ave	40	Ave	60	Ave		80	Ave
10/25/01	0	Pre		0.674			0.641			0.616			0.588
10/26/01	1	24hr		0.480			0.437			0.419			0.433
12/7/01	42	30Day		0.692			0.616			0.566			0.528
		3-6Mo		0.669			0.636			0.612			0.586
10/24/02		1yr		0.642			0.600			0.577			0.595
		2yr											
		3yr											
			1+00										
10/25/01	0	Pre		0.748			0.691			0.672			0.592
10/26/01	1	24hr		0.447			0.395			0.388			0.391
12/7/01	42	30Day		0.675			0.604			0.535			0.506
		3-6Mo		0.643			0.602			0.569			0.569
10/24/02		1yr		0.647			0.617			0.567			0.586
		2yr											
		3yr											
			1+50										
10/25/01	0	Pre		0.756	0.711	0.710	0.666	0.684	0.644	0.614			0.598
10/26/01	1	24hr		0.429	0.452	0.384	0.405	0.340	0.382	0.376			0.400
12/7/01	42	30Day		0.694	0.687	0.616	0.612	0.570	0.557	0.521			0.518
		3-6Mo		0.648	0.653	0.599	0.612	0.569	0.583	0.580			0.578
		1yr		0.695	0.661	0.651	0.623	0.617	0.587	0.622			0.601
		2yr			0.000		0.000		0.000				0.000
		3yr		42	14.000		0.000		0.000				0.000

CSS-1h Test Section

Date	Days	Type	Location	Friction Reading							MPD		
				0+50	20	Ave	40	Ave	60	Ave		80	Ave
10/25/01	0	Pre		0.742			0.693			0.685			0.609
10/26/01	1	24hr		0.461			0.418			0.398			0.433
12/7/01	42	30Day		0.690			0.618			0.563			0.547
		3-6Mo		0.689			0.647			0.606			0.601
10/24/02		1yr		0.695			0.654			0.604			0.613
		2yr											
		3yr											
1+00													
10/25/01	0	Pre		0.740			0.690			0.663			0.647
10/26/01	1	24hr		0.437			0.385			0.378			0.408
12/7/01	42	30Day		0.701			0.628			0.595			0.563
		3-6Mo		0.645			0.612			0.571			0.591
10/24/02		1yr		0.676			0.629			0.596			0.595
		2yr											
		3yr											
1+50													
10/25/01	0	Pre		0.736	0.741	0.694	0.692	0.651	0.674	0.597	0.618		
10/26/01	1	24hr		0.414	0.437	0.366	0.390	0.371	0.382	0.399	0.413		
12/7/01	42	30Day		0.712	0.701	0.653	0.633	0.606	0.588	0.583	0.564		
		3-6Mo			0.667	0.630	0.589	0.596					
10/24/02		1yr		0.706	0.692	0.662	0.648	0.645	0.615	0.619	0.609		
		2yr			0.000	0.000	0.000	0.000	0.000				
		3yr	42	14.000	0.000	0.000	0.000	0.000					

Treatment	Date	Days	Type	20	40	60	80		20	40	60	80
Control	10/25/01	0	Pre	0.734	0.681	0.652	0.617	0	0.734	0.681	0.652	0.617
	10/26/01	1	24hr	0.734	0.686	0.655	0.622	1	0.734	0.686	0.655	0.622
	12/7/01	42	30Day	0.771	0.718	0.662	0.606	42	0.771	0.718	0.662	0.606
	7/24/02	272	3-6Mo	0.654	0.635	0.624	0.605	272	0.654	0.635	0.624	0.605
			1yr									
2yr												
3yr												
Reclamite	10/25/01	0	Pre	0.726	0.673	0.638	0.596	0	0.726	0.673	0.638	0.596
	10/26/01	1	24hr	0.719	0.664	0.621	0.614	1	0.719	0.664	0.621	0.614
	12/7/01	42	30Day	0.731	0.683	0.622	0.576	42	0.731	0.683	0.622	0.576
	7/24/02	272	3-6Mo	0.664	0.637	0.611	0.589	272	0.664	0.637	0.611	0.589
			1yr									
2yr												
3yr												
Pass Oil	10/25/01	0	Pre	0.733	0.687	0.646	0.625	0	0.733	0.687	0.646	0.625
	10/26/01	1	24hr	0.520	0.471	0.445	0.446	1	0.520	0.471	0.445	0.446
	12/7/01	42	30Day	0.735	0.660	0.611	0.551	42	0.735	0.660	0.611	0.551
	7/24/02	272	3-6Mo	0.702	0.656	0.628	0.603	272	0.702	0.656	0.628	0.603
			1yr									
2yr												
3yr												
CQS-1h	10/25/01	0	Pre	0.711	0.666	0.644	0.598	0	0.711	0.666	0.644	0.598
	10/26/01	1	24hr	0.452	0.405	0.382	0.400	1	0.452	0.405	0.382	0.400
	12/7/01	42	30Day	0.687	0.612	0.557	0.518	42	0.687	0.612	0.557	0.518
	7/24/02	272	3-6Mo	0.653	0.612	0.583	0.578	272	0.653	0.612	0.583	0.578
			1yr									
2yr												
3yr												
CSS-1h	10/25/01	0	Pre	0.741	0.692	0.674	0.618	0	0.741	0.692	0.674	0.618
	10/26/01	1	24hr	0.437	0.390	0.382	0.413	1	0.437	0.390	0.382	0.413
	12/7/01	42	30Day	0.701	0.633	0.588	0.564	42	0.701	0.633	0.588	0.564
	7/24/02	272	3-6Mo	0.667	0.630	0.589	0.596	272	0.667	0.630	0.589	0.596
			1yr									
2yr												
3yr												
Topein C	10/25/01	0	Pre	0.747	0.705	0.668	0.624	0	0.747	0.705	0.668	0.624
	10/26/01	1	24hr	0.559	0.503	0.483	0.481	1	0.559	0.503	0.483	0.481
	12/7/01	42	30Day	0.723	0.654	0.600	0.582	42	0.723	0.654	0.600	0.582

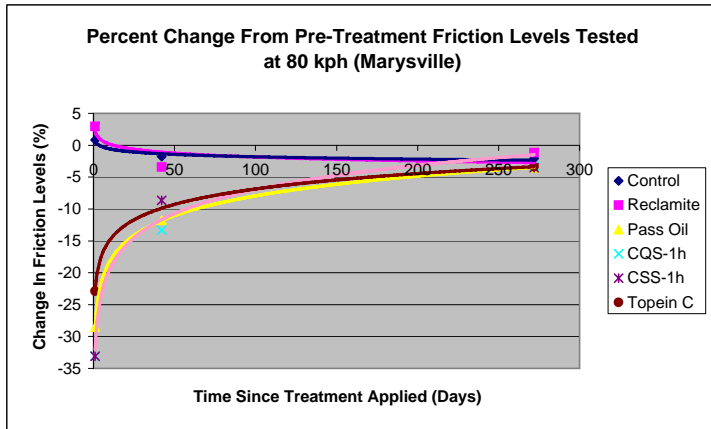
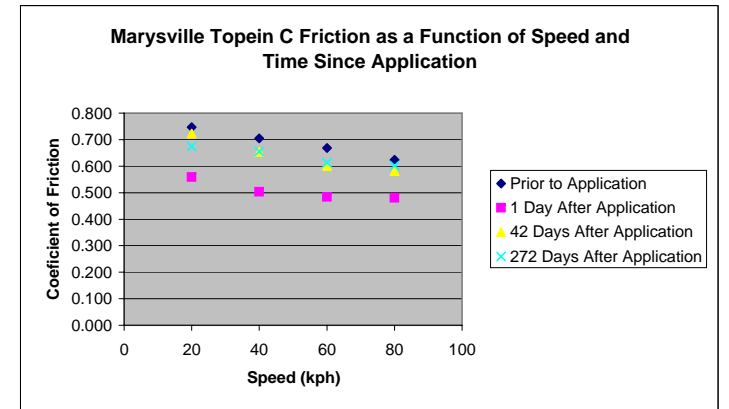
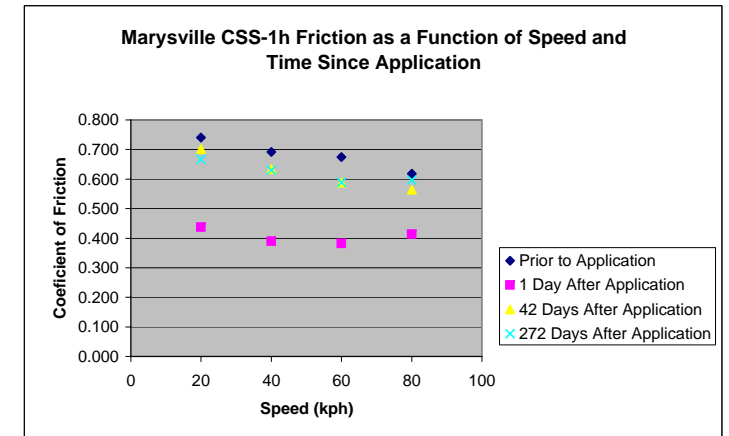
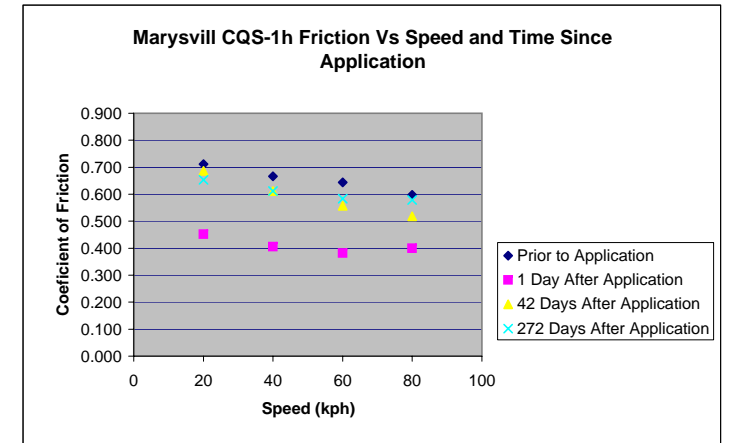


7/24/02 272 3-6Mo 0.674 0.656 0.613 0.603 272 0.674 0.656 0.613 0.603
 1yr
 2yr
 3yr

	Control	Reclamite Pass	CQS-1h	CSS=1h	Topein C
0	0.617	0.596	0.625	0.598	0.618
1	0.622	0.614	0.446	0.400	0.413
42	0.606	0.576	0.551	0.518	0.564
272	0.605	0.589	0.603	0.578	0.596

% Change from Original Friction Levels

	Control	Reclamite Pass	CQS-1h	CSS=1h	Topein C
0					
1	1	3	-29	-33	-33
42	-2	-3	-12	-13	-9
272	-2	-1	-4	-3	-4



Treatment	Date	Days	Type	20	40	60	80	20	40	60	80		
Control	10/25/01	0	Pre	0.734	0.681	0.652	0.617	Control	20.0	-0.1	0.8	0.5	0.8
	10/26/01	1	24hr	0.734	0.686	0.655	0.622						
	12/7/01	42	30Day	0.771	0.718	0.662	0.606						
		272	3-6Mo	0.654	0.635	0.624	0.605						
			1yr										
			2yr										
			3yr										
Reclamite	10/25/01	0	Pre	0.726	0.673	0.638	0.596	Reclamite	-0.8	-1.4	-2.7	3.0	
	10/26/01	1	24hr	0.719	0.664	0.621	0.614						
	12/7/01	42	30Day	0.731	0.683	0.622	0.576						
		272	3-6Mo	0.664	0.637	0.611	0.589						
			1yr										
			2yr										
			3yr										
Pass Oil	10/25/01	0	Pre	0.733	0.687	0.646	0.625	Pass Oil	-29.0	-31.5	-31.0	-28.5	
	10/26/01	1	24hr	0.520	0.471	0.445	0.446						
	12/7/01	42	30Day	0.735	0.660	0.611	0.551						
		272	3-6Mo	0.702	0.656	0.628	0.603						
			1yr										
			2yr										
			3yr										
CQS-1h	10/25/01	0	Pre	0.711	0.666	0.644	0.598	CQS-1h	-36.4	-39.1	-40.6	-33.1	
	10/26/01	1	24hr	0.452	0.405	0.382	0.400						
	12/7/01	42	30Day	0.687	0.612	0.557	0.518						
		272	3-6Mo	0.653	0.612	0.583	0.578						
			1yr										
			2yr										
			3yr										
CSS-1h	10/25/01	0	Pre	0.741	0.692	0.674	0.618	CSS-1h	-41.0	-43.6	-43.3	-33.1	
	10/26/01	1	24hr	0.437	0.390	0.382	0.413						
	12/7/01	42	30Day	0.701	0.633	0.588	0.564						
		272	3-6Mo	0.667	0.630	0.589	0.596						
			1yr										
			2yr										
			3yr										
Topein C	10/25/01	0	Pre	0.747	0.705	0.668	0.624	Topein C	-25.2	-28.7	-27.6	-22.9	
	10/26/01	1	24hr	0.559	0.503	0.483	0.481						
	12/7/01	42	30Day	0.723	0.654	0.600	0.582						
		272	3-6Mo	0.674	0.656	0.613	0.603						
			1yr										
			2yr										
			3yr										

1 Day Data

Control	Recla	Pass	CQS	CSS	Topein
20.0	-0.1	-0.8	-29.0	-36.4	-41.0
40.0	0.8	-1.4	-31.5	-39.1	-43.6
60.0	0.5	-2.7	-31.0	-40.6	-43.3
80.0	0.8	3.0	-28.5	-33.1	-22.9

42 Day Data

Control	Recla	Pass	CQS	CSS	Topein
20.0	4.9	0.8	0.3	-3.4	-5.4
40.0	5.5	1.5	-3.9	-8.1	-8.5
60.0	1.5	-2.5	-5.4	-13.5	-12.8
80.0	-1.8	-3.4	-11.7	-13.3	-8.6

272 Day Data

Control	Recla	Pass	CQS	CSS	Topein
20.0	-10.9	-8.5	-4.1	-8.1	-10.0
40.0	-6.8	-5.3	-4.5	-8.1	-9.0
60.0	-4.3	-4.2	-2.8	-9.4	-12.7
80.0	-2.1	-1.2	-3.5	-3.3	-3.4

